


Customer 1st

Client Quality Promise
Movelite 35

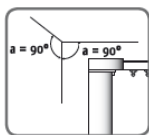
CLIENT QUALITY PROMISE

Movelite 35



Scope of application:

- High flexibility to adapt to different types of curtains:
 - Rail up to 10 m long
 - Curtain weight up to 35 Kg
 - Large choice of rail shapes (straight rail and Bending rail)
 - Large range of accessories to cover all type of curtains (ripple-fold coming as step 2)
 - Movelite motor is compatible with Move accessories
- Do not use non-Somfy track hardware
- Tracks must be installed horizontally



CLIENT QUALITY PROMISE

Movelite 35

Production site:

- Made in Somfy Nanxun factory in PRC (People 's Republic of China)

Homologations:



*



*



*



*



*

* Local certification to be applied and managed by BA.

Warranty:

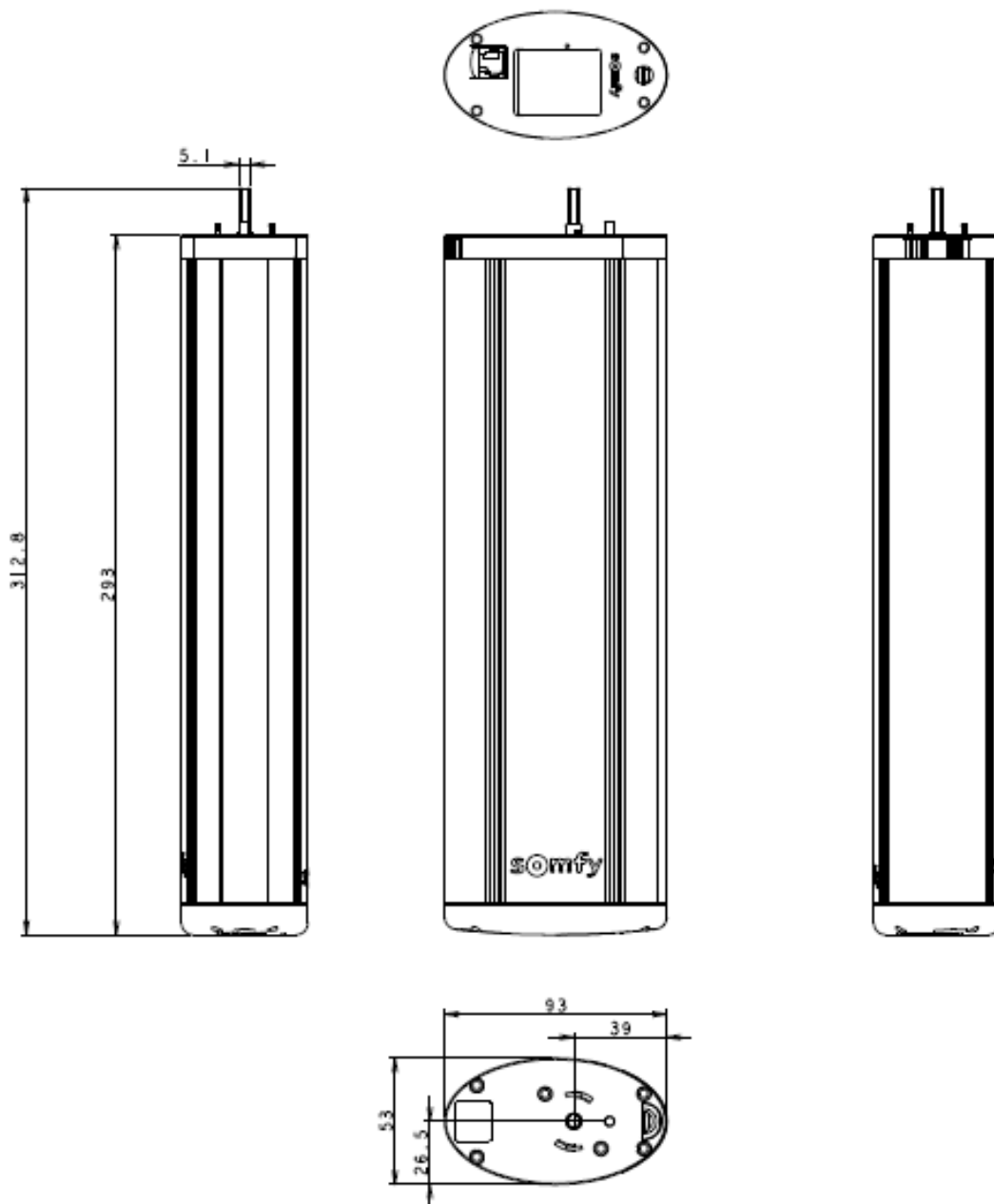
- 5 years warrenty



CLIENT QUALITY PROMISE

Movelite 35

General over all size:




CLIENT QUALITY PROMISE

Movelite 35

Features & Settings:

	DCT	WT	RTS
Soft start	✗	✗	✗
Soft stop	✗	✗	✗
Intermediate position	✓	✗	✓
Manual override	✓	✓	✓
Touch motion	✓	✗	✓
Automatic limits on end stop	✓	✓	✓
Back release	✗	✗	✗
Adjustable limits	✓	✗	✓
Speed control & adjustment	✗	✗	✗
Setting via 3 NO drycontact setting tool	✓	✓	✓
Setting with buttons on motor unit	✗	✗	✗
Motor direction change	✓	✓	✓
DCT ergonomics setting: 2 or 3 buttons	✓	✗	✓
Factory reset	✓	✓	✓
Led indicators	✗	✗	✗

 Available
 Not available

CLIENT QUALITY PROMISE

Movelite 35

Controls compatibilities:



CONTROL TYPES	WT	DCT	RTS
AC Switching	✓	✗	✗
3 NO dry contact	✗	✓	✓
2 NO dry contact	✗	✓	✓
Dry contact individual, group & master	✗	✓	✓
Infra Red	✗	✗	✗
RS485	✗	✗	✗
RTS	✗	✗	✓



Available.



Not available.

CLIENT QUALITY PROMISE

MoveLite 35

Product specifications		Range	MoveLite 35			
		Technology	DCT (EU)	WT	RTS	
		Part number	1003174	1003173	1003175	
Motor mechanical characteristics	Nominal torque	Nm	1.0			
	Maximum stall torque	Nm	1.3			
	No load speed	rpm	105			
	Nominal speed	rpm	105			
	Working temperature	°C (°F)	0°C to +60°C 85%HR at 35°C (+32°F to +140°F 85%HR at 95°F)			
	Storage temperature	°C (°F)	-30°C to +80°C 85%HR at 35°C (-22°F to +176°F 85%HR at 95°F)			
	Manual operation		YES			
	Type of limit		Adjustable limits	Limits on hard stop	Adjustable limits	
	Limit switch accuracy	mm	±10			
	Protection index	IP	30			
	Soft stop		No			
	Soft start		No			
	Noise level (Power) ⁽³⁾	dB(A)	40.6			
	Noise level (Pressure) ⁽³⁾	dB(A)	37.6			
Net weight of the motor	g	1100	1120	1000		
Electrical characteristics	Voltage range	Vac	90 to 264			
	Frequency range	Hz	47 to 63			
	Maximum Current	A	0,6 at 120VAC ; 0,3 at 240VAC			
	Stand by power	W	< 3			
	Power cable type		H05 VVF	H05 VVF	H05 VVF	
	Power cable number of wire		3	4	3	
	Power cable wire section (Ø)	mm ²	0.75			
	Control connector		RJ12	RJ12 for setup only	RJ12	
	Control method		2 NO or 3 NO dry contact	AC switch (4)	RTS remote control/ 2 NO or 3 NO dry contact	
	Dry contact minimum closure time	ms	150	N/A	150	
	Voltage in control line (supplied by the motor)	V	5 Vdc			
	Maximum voltage drop in DCT control line	V	2.5	N/A	2.5	
	Insulation class		Class I			
	Maximum running time in one direction ⁽⁵⁾		2min 30s			
Radio Characteristics	Radio standards		N/A	EN 301 489-3 EN 300 220-3 EN 60 730-1		
	Radio protocol			Somfy RTS protocol U80		
	Radio frequency	MHz		433,42 ± 0,1		
	Receiver sensitivity	dBm		-103		
	Modulation type			ASK type A1 (amplitude modulation)		
	Radio range	m		200 m in free field		
	Antenna			Integrated		
	Rolling code			16 million codes		
Number of RTS transmitter		12 maximum				
Patents	Certifications		CE / CCC / SASO / KC / EAC / SCT			
	Patents		N/A			

⁽³⁾ Indicative and according to SOMFY measurement standards

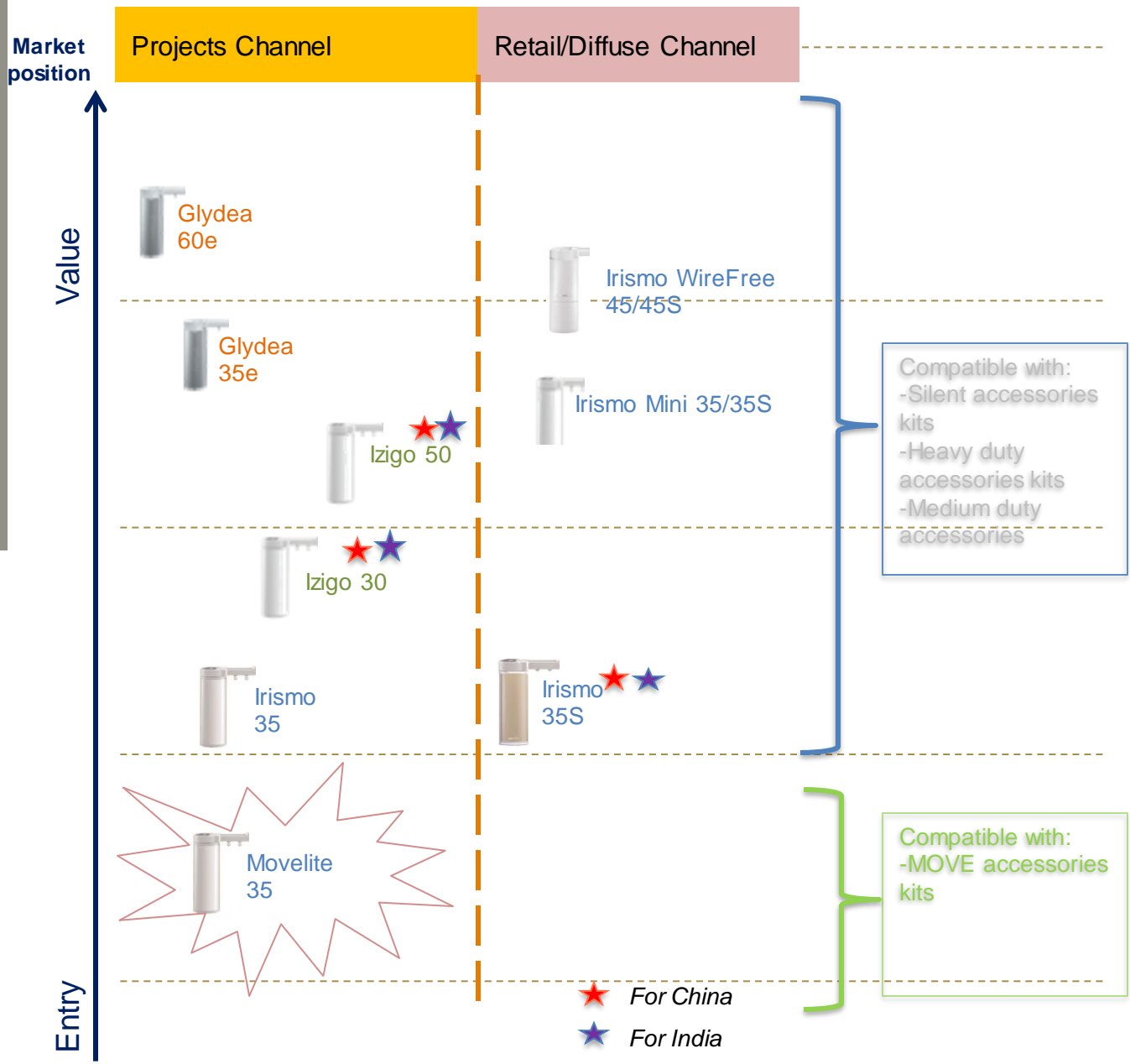
⁽⁴⁾ Requires mechanical relay type of controller; for other types please contact Somfy. Maximum power cord length should be less than 50m.

⁽⁵⁾ Repeatedly operating the motor for extended periods may trigger thermal protection, which will require rest time.

CLIENT QUALITY PROMISE

Movelite 35

Motor and accessories compatibility

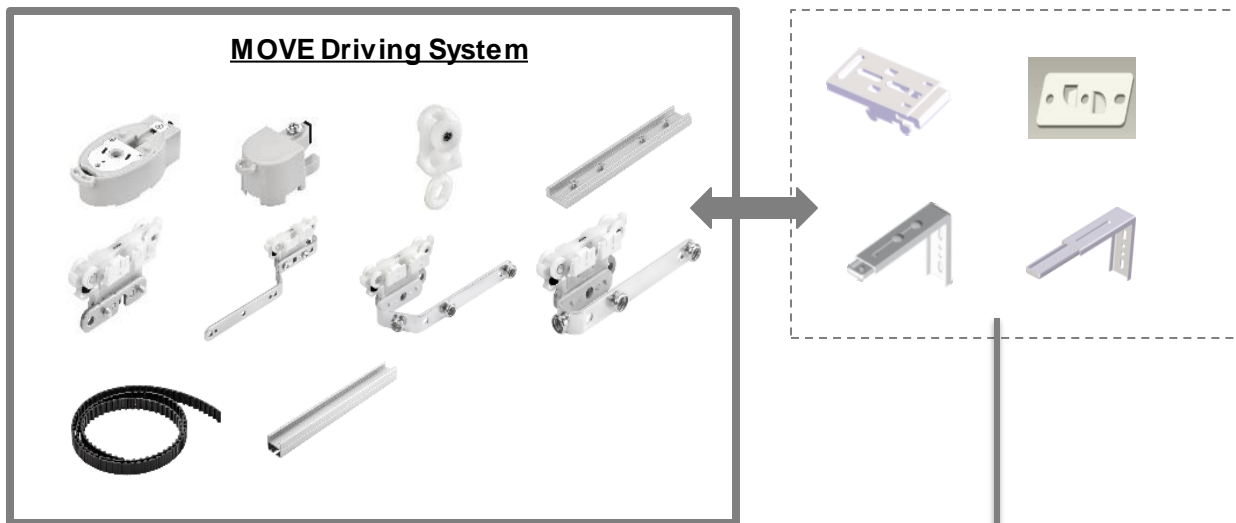


Warning: Do not use Glydea, Izigo, Irismo with MOVE accessories!

CLIENT QUALITY PROMISE

Movelite 35

Accessories compatibility list











MOVE accessories are compatible with below brackets to build whole kits

Ref. number	DESIGNATION	Description
1782789	Ceiling Fixing Plate	To fix the track on the ceiling
1780907	One touch ceiling bracket GA	
1780909	Adjustable wall mount bracket GA	Can be used in combination with ceiling brackets 1780906 & 1780907 to install the rail on the wall
1780910	Double adjustable wall mount bracket GA	

CLIENT QUALITY PROMISE

Movelite 35

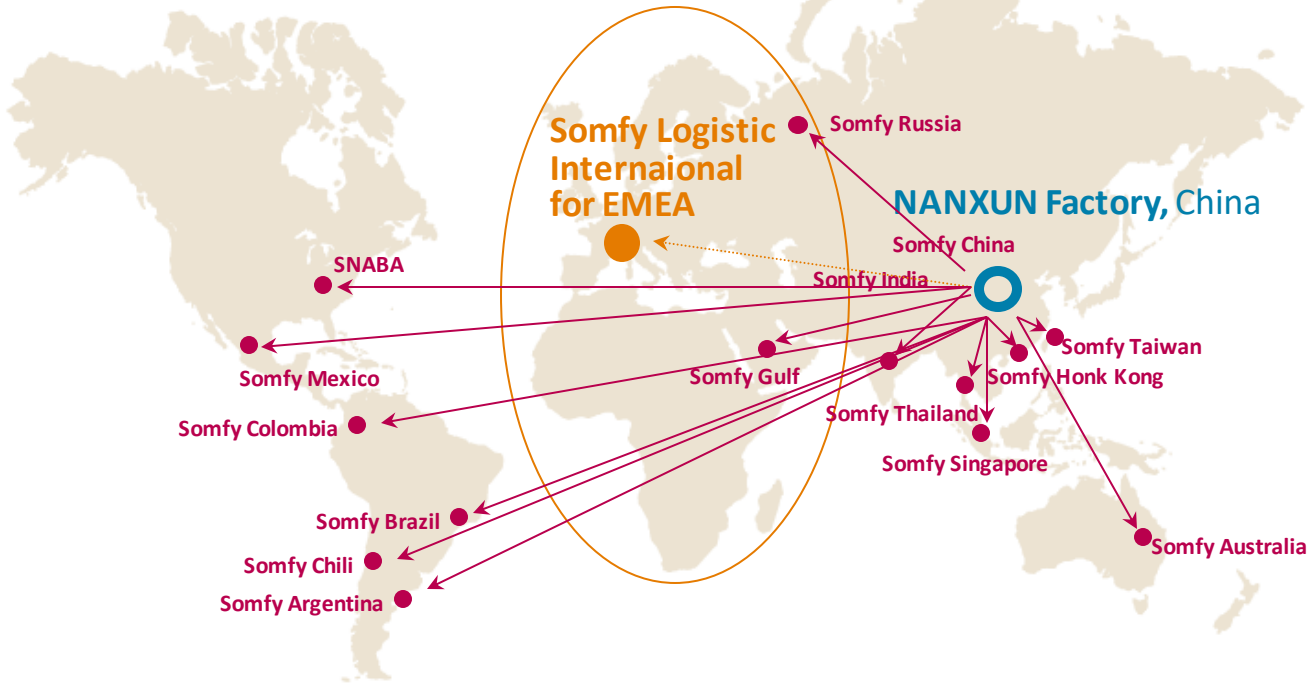
Curtain Selection Charts : Weight Capacity in Kg

		3 m	6 m	10 m
A	 R = 300 mm	35	35	35
B	 R = 300 mm	35	35	35
C	 R = 300 mm	35	25	20
D	 R = 300 mm	35	25	20
E	 R = 300 mm	15	10	
F	 R = 300 mm	15	10	
G	 R = 3000 mm	35	15	
H	 R = 3000 mm	30	10	

- Maximum load per runner: 1.5 Kg
- Maximum distance between 2 runners on curved rail: 100 mm
- The traversing capacity is given for an installation with no extra friction created by the fabric curtain touching the rail or the track pelmet
- Do not use non-Somfy track hardware
- Tracks must be installed horizontally

CLIENT QUALITY PROMISE

MoveLite 35



- > ● Direct delivery from Nansun to LI and from LI to EMEA BUs
- > ● Direct delivery from Nansun to BUs

- Sourcing at Nanxun, China for China, APAC, LATAM, Russia, Gulf:
 - PCI's are Exworks based on RMB
 - Invoice outside China will be in USD at Budget exchange rate revised every Six months
 - -Minimum Order Quantities (MOQ) is one grouping box (L x W x H = 0.358m x 0.225m x 0.33m) of 8 motors (12Kg).Sourcing at LI for EMEA:
 - PCI's are Exworks in Euro
 - -Minimum Order Quantities (MOQ) is one grouping box (L x W x H = 0.358m x 0.225m x 0.33m) of 8 motors (12Kg).

• **Motor package dimensions:**
 L x W x H = 0.31m x 0.105m x 0.085m



CLIENT QUALITY PROMISE

Movelite 35

After-Sales Policy



- In order to be efficient in new products problem solving, all customer return should be returned to Lianda Quality department.
 - Contact person in Lianda: Boris WANG,
 - Lianda address: Qiang Yuan Road, Technological & Industrial District , NanXun,HuZhou,ZheJiang Province
- To ease this process, for a year following the DCO, Lianda quality team will pick up the defective products.
 - Technical Request has to be opened and completed (Customer name, Use of the motor...)
 - Functional analysis has to be done by the BU
 - Technical analysis has to be done by the development center in Lianda
- For any further information please contact PLM: Kevin SHI

CLIENT QUALITY PROMISE

Moveelite 35

User manual

Curtain databook



In coming

Datasheet

Product specifications		Model	Model ref.	Model ref.
General information		Model	DCT (35)	RTS (35)
Technical specifications		Material	Alu (35)	Alu (35)
Mechanical specifications		Max. load	100 kg	100 kg
Electrical specifications		Power supply	230V AC	230V AC
Control specifications		Control system	Remote control	Remote control
Safety specifications		Compliance	CE	CE
Accessories		Accessories	Remote control, Wall switch, etc.	Remote control, Wall switch, etc.
Dimensions		Dimensions	See technical drawing	See technical drawing

*) Includes and according to ISO 9001 measurement standards.
 **) Minimum installation height of 2m. For other types please contact Somfy. Maximum power cord length should be less than 30m.
 ***) Depending on power supply and accessories, cable length, cable protection, and other factors.