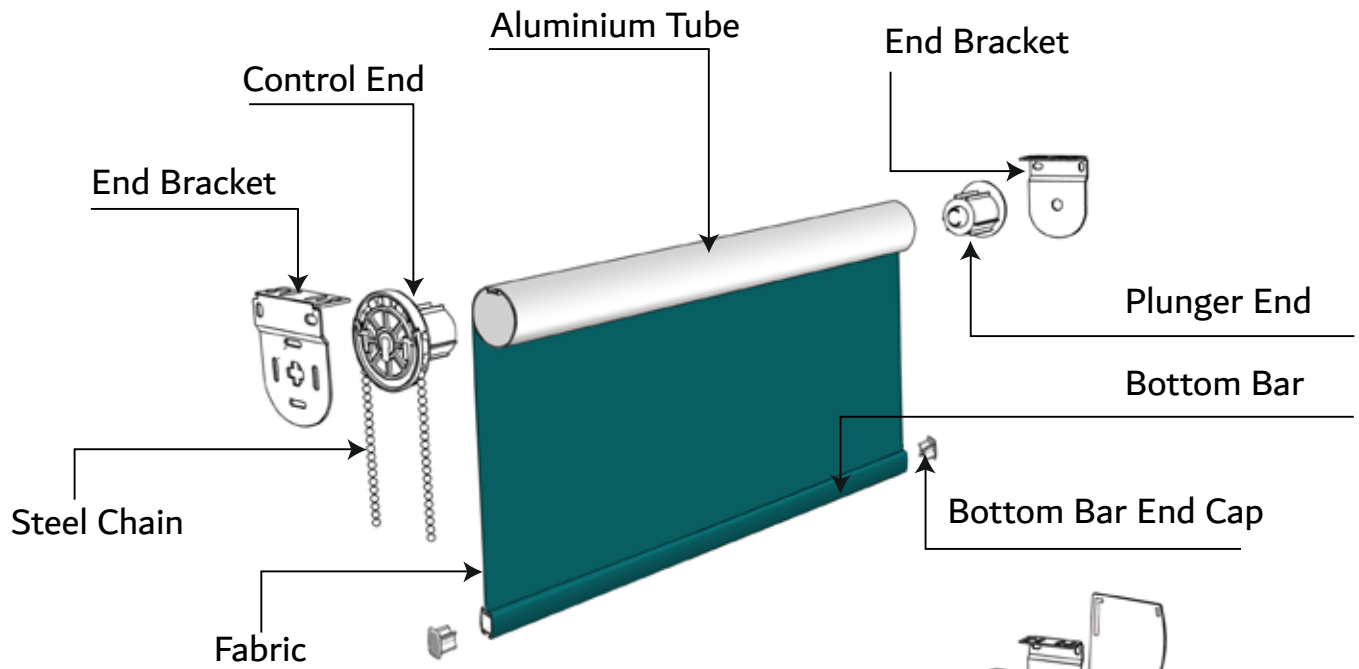




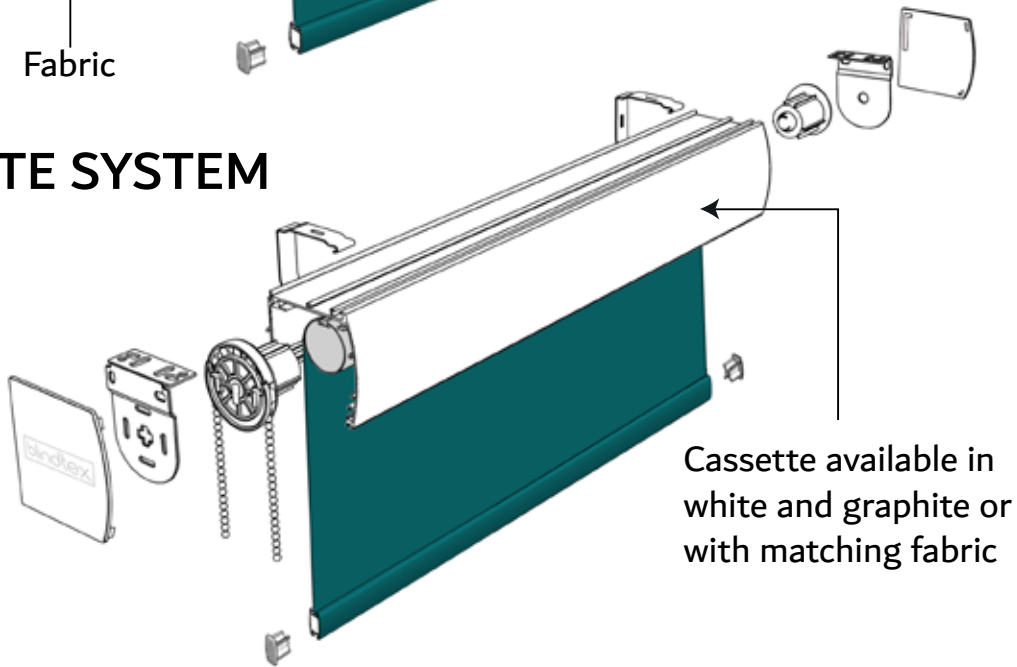
ROLLER BLIND TECHNICAL DRAWING

Available In 3 Sizes
Small | Medium | Large

CLASSIC SYSTEM

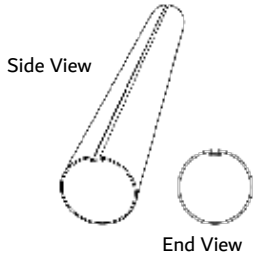


CASSETTE SYSTEM



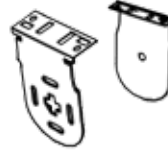
ROLLER SYSTEM COMPONENTS

Tube



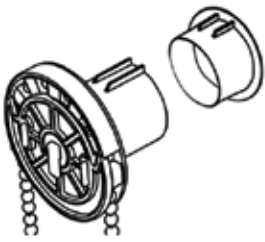
The design allows for full integration of the selected fabric and also provides maximum resistance to tube deflection.

Brackets (metal)



White painted steel. The mounting brackets are designed to allow top, face or side fix installations. The bracket design enables quick and simple installation whilst minimising the light gap between the blind and any recess. Extension brackets are available if required. Brackets are colour keyed to operating system colour. Covers for the mounting brackets are available to suit each size.

Control End / Plunger End



Side action control unit & plunger in engineered plastic. Unit locks into brackets. Clutch type suitable up to 9kg weight. Can be left or right control.

Chain



Chain (Steel, Nickel Chrome Plated)

Bottom Bar



Extruded PVC bottom bar in UPVC with 4 locking channels for fabrics & trims. 30mm x 16mm. Weight per linear meter - 200gm

Bottom Bar End Caps



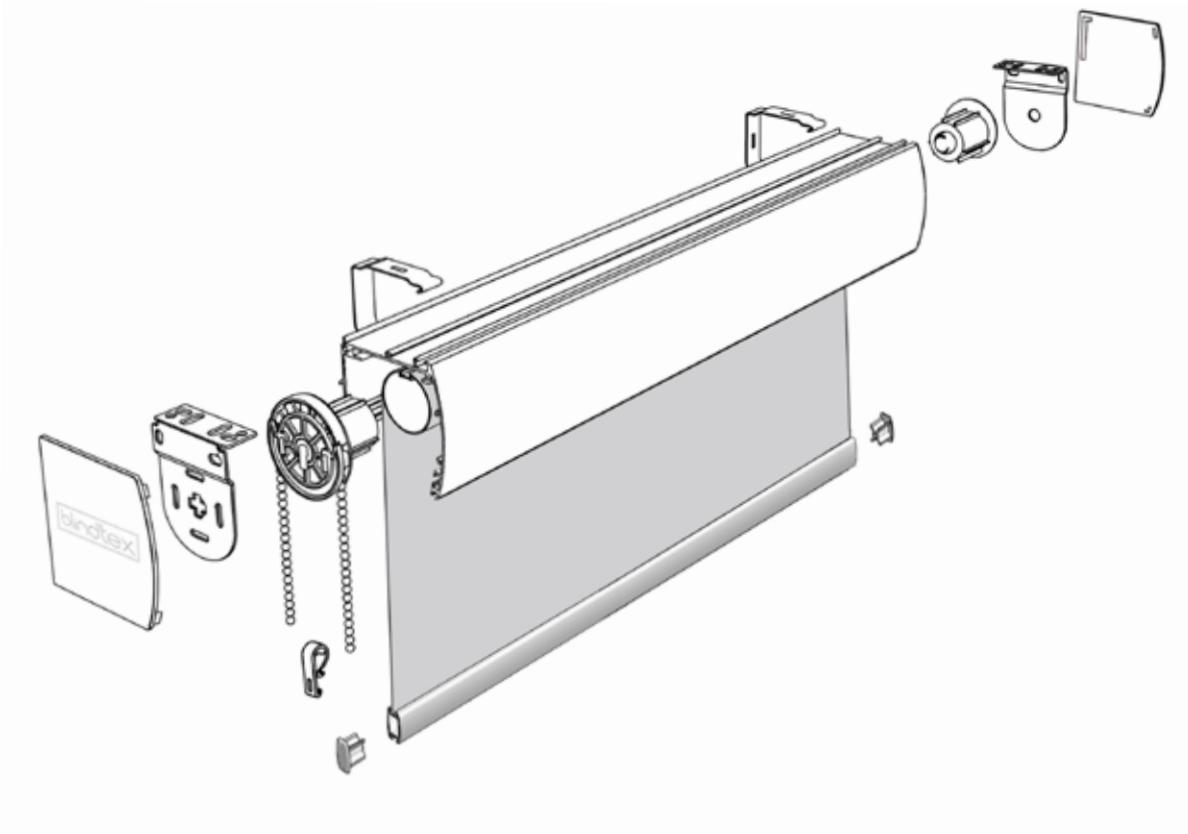
Co-ordinating end caps apply the appropriate finish to the bottom rail assembly.

P Clip




A P-Clip keeps the chain close to the wall which makes it hard for children to gain access to it and become entangled.

CASSETTE SYSTEM

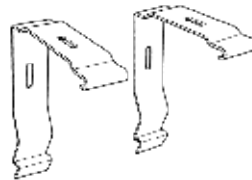


Cassette System



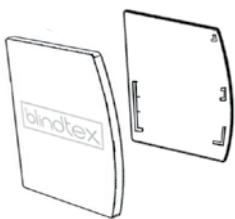
Cassette system, allows quick and easy mounting in either top fix or face position. Our patented design allows for reverse rolling and covering with matching or contrasting fabric.

Mounting Brackets



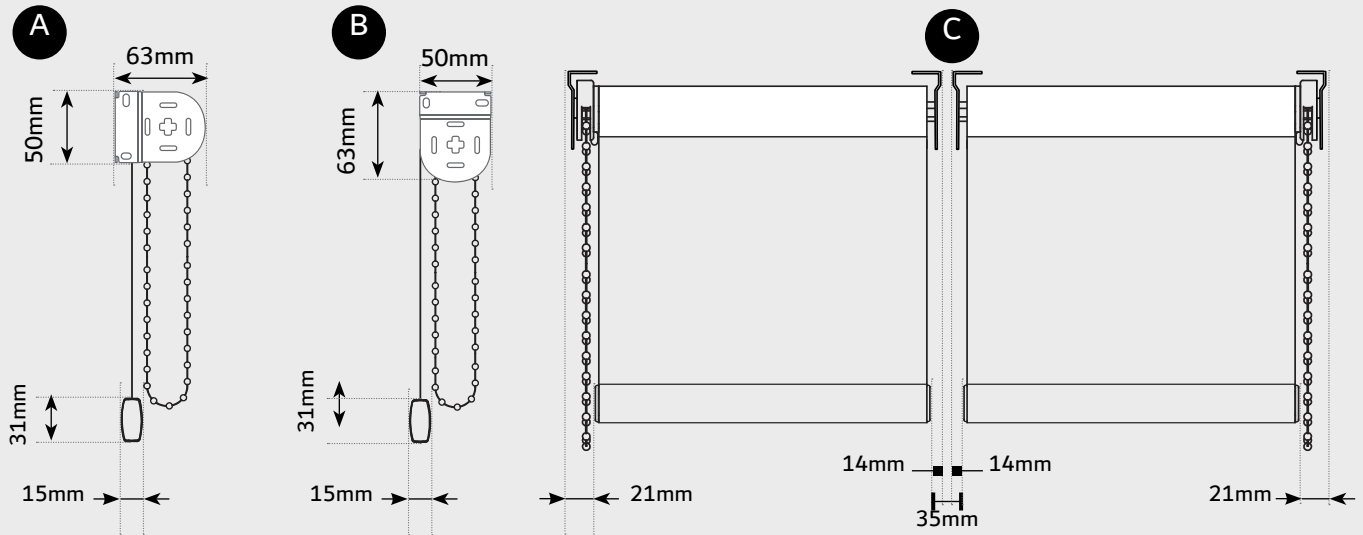
Stove enamelled finish to galvanized steel. The mounting brackets are designed to allow top, face or side fix installations. The bracket design enables quick and simple installation whilst minimizing the light gap between the blind and any recess.

Plastic End Cap



BRACKET DIMENSIONS

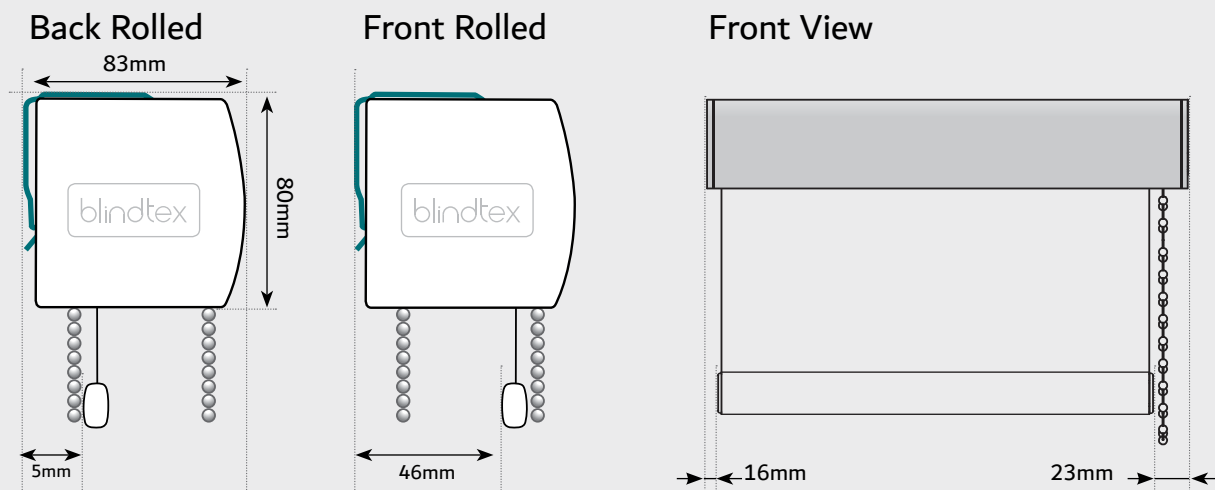
Classic System Small



- A. System Small Extended Metal Bracket Face Fix
- B. System Small Extended Metal Bracket Top Fix
- C. System Small Extended Metal Bracket Top Fix Double Blinds

CASSETTE DIMENSIONS

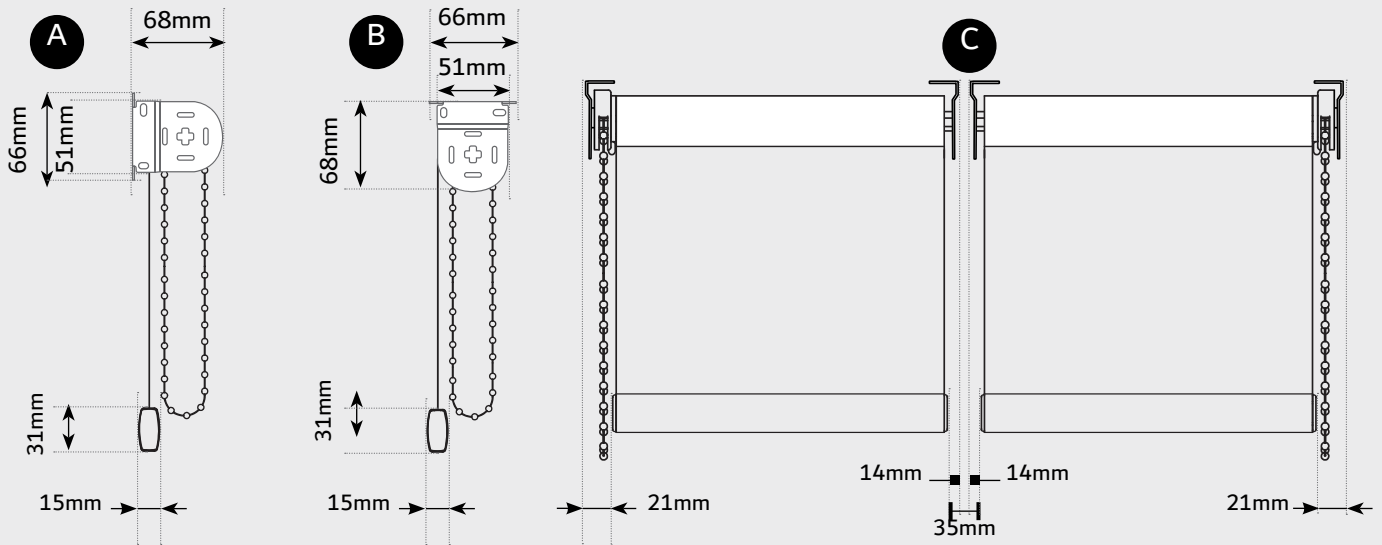
Cassette System Small



All component parts and fabric are enclosed within a rounded resulting in a compact, robust system with a streamlined appearance. Fast, multiple installations can be achieved using top fix or face fix brackets that can be fitted along the whole length of the cassette. The snap fix fascia can be white or graphite or with a matching fabric profile.

BRACKET DIMENSIONS

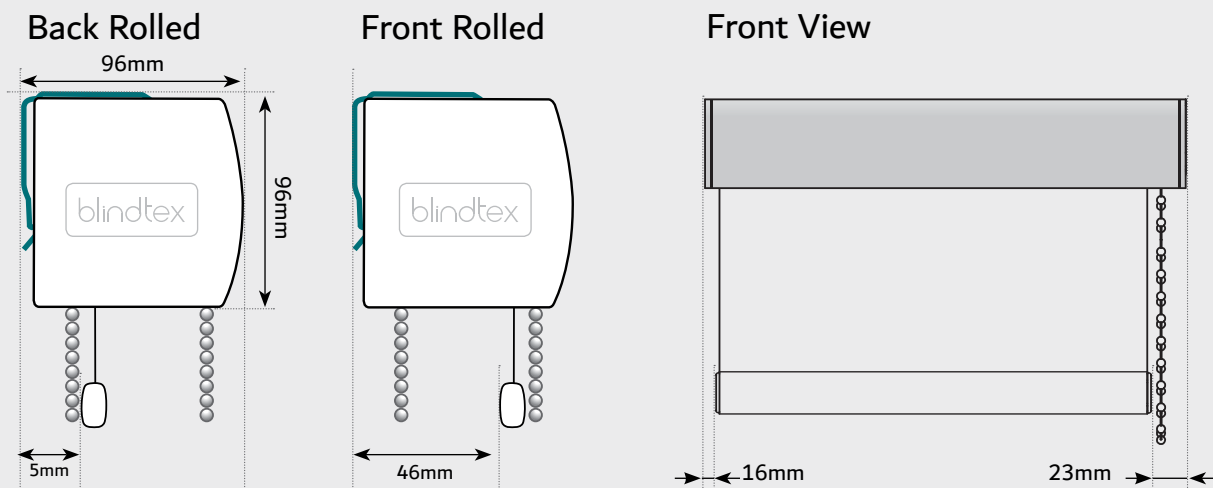
Classic System Medium



- A. System Medium Extended Metal Bracket Face Fix
- B. System Medium Extended Metal Bracket Top Fix
- C. System Medium Extended Metal Bracket Top Fix Double Blinds

CASSETTE DIMENSIONS

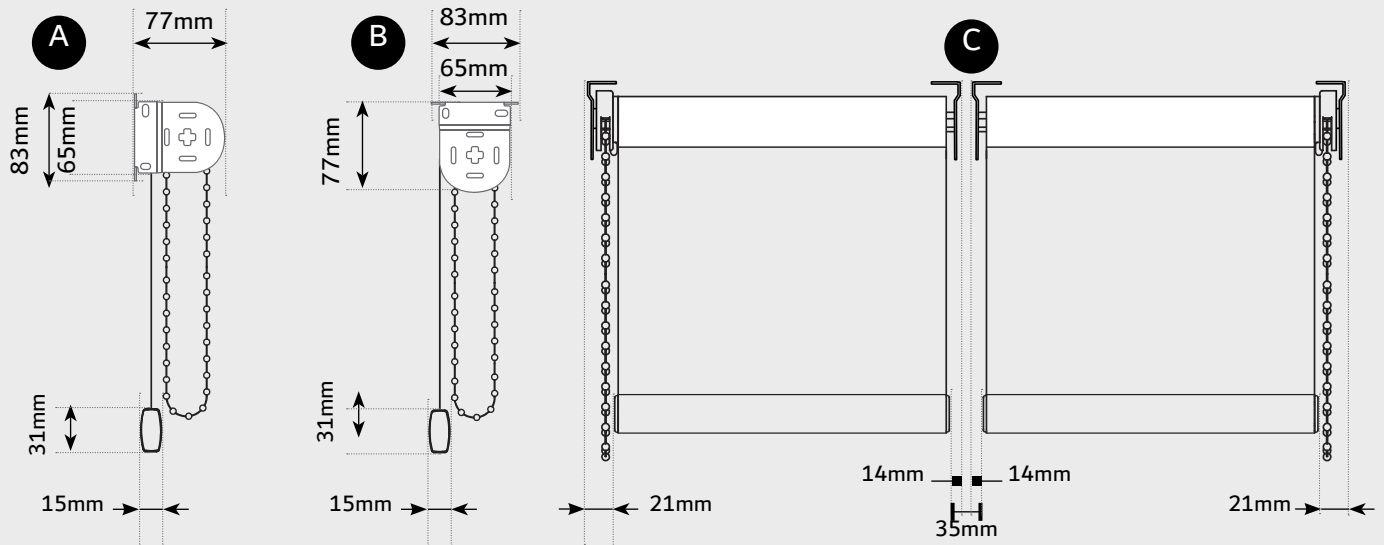
Cassette System Medium



All component parts and fabric are enclosed within a rounded resulting in a compact, robust system with a streamlined appearance. Fast, multiple installations can be achieved using top fix or face fix brackets that can be fitted along the whole length of the cassette. The snap fix fascia can be white or graphite or with a matching fabric profile.

BRACKET DIMENSIONS

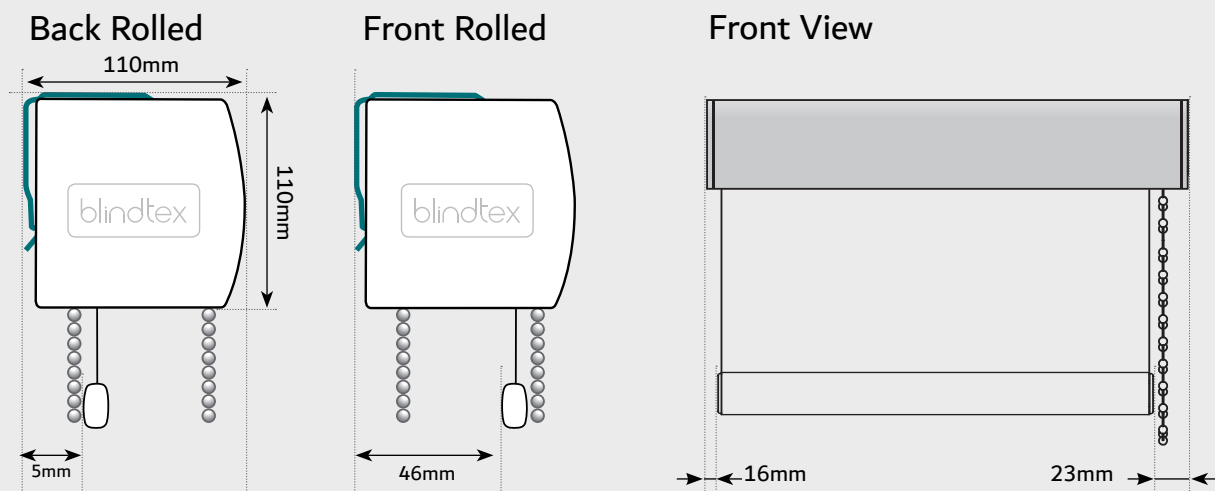
Classic System Large



- A. System Large Extended Metal Bracket Face Fix
- B. System Large Extended Metal Bracket Top Fix
- C. System Large Extended Metal Bracket Top Fix Double Blinds

CASSETTE DIMENSIONS

Cassette System Large



All component parts and fabric are enclosed within a rounded resulting in a compact, robust system with a streamlined appearance. Fast, multiple installations can be achieved using top fix or face fix brackets that can be fitted along the whole length of the cassette. The snap fix fascia can be white or graphite or with a matching fabric profile.

ROLLER BLIND SYSTEM COMPATABILITY CHART

Tube/Mechanism	Side Winder			Battery Motor				Wirred Motor					
	Small	Medium	Large	Blindtex Small	Blindtex Medium	Blindtex Large	Somfy Sonesse 30	Blindtex Medium Large	Blindtex Extra Large	Somfy Optuo 40	Somfy Sonesse 40	Somfy Sonesse 50	Somfy Altus 52
32mm Single Slot	*			*									
38mm Double slot		*		*									
45mm Tripple Slot Tube			*		*								
40mm Tripple Octagonal						*	*	*		*	*		
57mm Tripple								*	*			*	*
Cassette													
Small	*												
Medium		*		*			*			*	*	No Cassette Compatible	No Cassette Compatible
Large			*	*	*	*	*	*	*	*	*		

! We have options when using cassette, it is possible and sometimes more practical to use a larger cassette on larger fabric drops to accompadte the packing of the fabric.



Blindtex **UAE**
Area E4 Unit 016
SAIF Zone Sharjah – United Arab Emirates
Tel: +971 65578051
Email: sales@blindtex.com

Blindtex **UK**
4A Wigan Road
Bolton
Lancashire
BL3 5PZ
Phone: 01204 655000

www.blindtex.com



A BRAND OF **INNOV8** PRODUCTS